



Reforming Initial Entry Training



U.S. ARMY



THE FORGE OE - *Transformation to Soldier*



Olvanan Forces

Continuous Operations in a Tactical Field Environment while planning combat operations against the adversary

- Scenario is Decisive Action Training Environment (DATE) driven
- TRADOC G2 endorsed and synched with ATSC for weapons and uniform portrayal.
- Develop Trainees to have an operational environment understanding
- Reinforces the importance of the BCT tasks learned in the Hammer and Anvil FTXs.

Pre-Day 1

- Mission orders familiarization
- Platoon Leader will brief his/her Platoon
- Rehearsals with trainees
- Operational Environment Brief
- PCC/PCI

Day 1

- Issue Operation Order
- Movement To Patrol Base
- Occupy Patrol Base
- Security Patrol
- Reoccupy Patrol Base (Night)
 - ✓ 10 Mile Foot march
 - ✓ Land Nav
 - ✓ React to CBRN
 - ✓ MEDEVAC
 - ✓ Tactical Operations in Patrol Base

Day 2

- Issue Fragmentary Order
- Recon Patrol Base
- Combat Patrol (Raid)
- Resupply
- Reoccupy Patrol Base (Night)
 - ✓ ~ (2) x 5-mile movement
 - ✓ Fire & Movement Crs (React to Ambush)
 - ✓ Conduct attack
 - ✓ React to IDF
 - ✓ Perform Counter IED

Day 3

- Issue Fragmentary Order
- Security Patrol
- Movement To Contact
- Night Infiltration (Obj Warrior)
- Reoccupy Patrol Base (Night)
 - ✓ ~ 5-mile movement
 - ✓ React to Indirect Fire
 - ✓ Perform Cbt Casualty Care
 - ✓ Conduct Night Infiltration
 - ✓ Soldiers Ceremony

Individual Learning Outcome

- | | | | |
|---|--|--|---|
| <ul style="list-style-type: none"> - Basics on WARNO, OPORD and FRAGORDs - Rehearsals with ROC Drills, Warrior Task and Battle Drills and sand tables - Understanding the OE | <ul style="list-style-type: none"> - Camouflage person and equipment - Establish Security at the halt - Perform visual signals <ul style="list-style-type: none"> - Exercise, noise, light and litter discipline - Maintain situational awareness - Patrol Base security - Move as a member of a team - Construct hasty fighting position | <ul style="list-style-type: none"> - Perform Tactical Combat Casualty Care - Select temporary fighting positions. - Consolidate and reorganize - Challenge persons entering your area - Maintain situational awareness - Issue WARNO and prepare for next day operations | <ul style="list-style-type: none"> - Navigate from one point to another - Employ and engage targets with assigned weapons system - Movement techniques - Assess and respond to threats (escalation of force) - Issue WARNO and ENDEX |
|---|--|--|---|

WHY...Expose and develop Trainees to have an operational environment understanding that reinforces the importance of the individual/Collective Soldier tasks learned in the Hammer and Anvil FTXs.



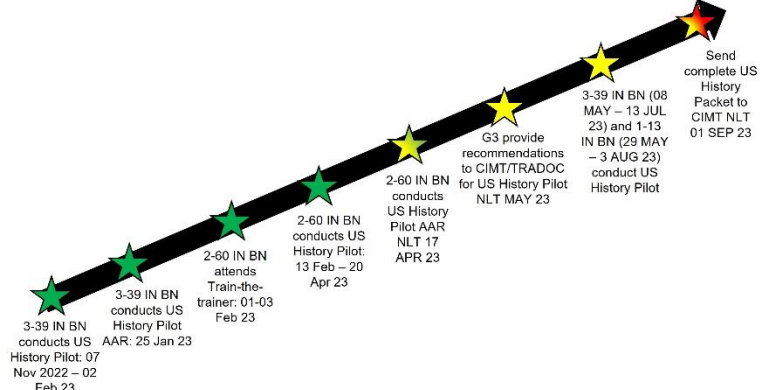
History and Heritage Support to CIMT

Purpose: Create an **Identity as a “Soldier”** using history and heritage training across the IET Enterprise by utilizing the seven eras of Army history as a framework to integrate historical knowledge and civics education with the seven Army values.

YELLOW			RED		WHITE			BLUE		
Week 0	Week 1	Week 2	Week 3	Week 4	Week 5	Week 6	Week 7	Week 8	Week 9	Week 10
RECEPTION	ARMY VALUES/ Controlled Monitoring	INITIAL ACFT/ CONFIDENCE BUILDING	HAMMER	Rifle Marksmanship Backup Iron Sight (BUIS)	Close Combat Optic (CCO)	ANVIL	BTLF Final ACFT EOC Testing	FORGE	RECOVERY	FAMILY DAY/ GRADUATION
ACULTURATION, DISCIPLINE, AND FITNESS (ME)				MARKSMANSHIP (ME)			SOLDIER LETHALITY (ME) Shoot/Move/Communicate/Survive			
Themes. Incorporate Army Identity themes throughout BCT				Resiliency. The Soldier experience throughout time has been the same- Soldiers are resilient.			Unit Esprit. This theme speaks to instilling a sense of belonging to an organization/family.			
POI Linkages/ Renaming Provide relatable vignettes, rename POI events, to illustrate the Army identity themes				Rename POI Events (Examples). <ul style="list-style-type: none"> White Phase – <u>the Great Wars (WWI & II)</u> Backup Iron Sights- WWI Close Combat Optics- WWII ANVIL FTX- Normandy FTX End of Course Testing- Include Army Identity into a knowledge test at EOCT Introduce Historical Figures <ul style="list-style-type: none"> Pershing, Eisenhower, Patton, MacArthur Army History and Heritage Chapters 4-7 			Rename POI Events (Examples). <ul style="list-style-type: none"> Blue Phase – Modern Conflicts (Somalia, Desert Shield/Storm, Panama, GWOT) 12-Mile Foot march- March to Baghdad or Battle of Mogadishu Soldier to Soldier Discussions. Allow Drill Sergeants to relate personal stories of Unit Esprit and other themes according to their own experiences. Army History and Heritage Test 			

PHASE I Completed (FY23):

- ✓ Create Army history Drill Sergeant tool kit web page.
- ✓ Provided copies of the new “Army History and Heritage” Book to all incoming trainees in pilot sessions.
- ✓ Developed and delivered images for interior walls of reception, unit bays, barracks, DFAC, and ranges.
- ✓ Provided resource and cost estimate for Heritage Soldier uniforms and weapons.
- ✓ Provided the video “Of Noble Deeds” from the National Museum of the U.S. Army.
- ✓ Provide concept proposal for the addition of Heritage Soldiers in the Family Day and Graduation ceremonies.
- ✓ Provide names and information to BCT to rename ranges/phases.
- ✓ Develop concept for historical vignettes of battles and Soldier profiles for all foot marches and tactical field exercises, catered to each BCT location.



ATCFJ, LRC, and DSA Pilot to Provide Quick, Fresh Food Options

ICW Chef Robert Irvine, provide a wide variety of tailored healthy meal options (Breakfast, Lunch, Dinner)

DSA Warrior Restaurant

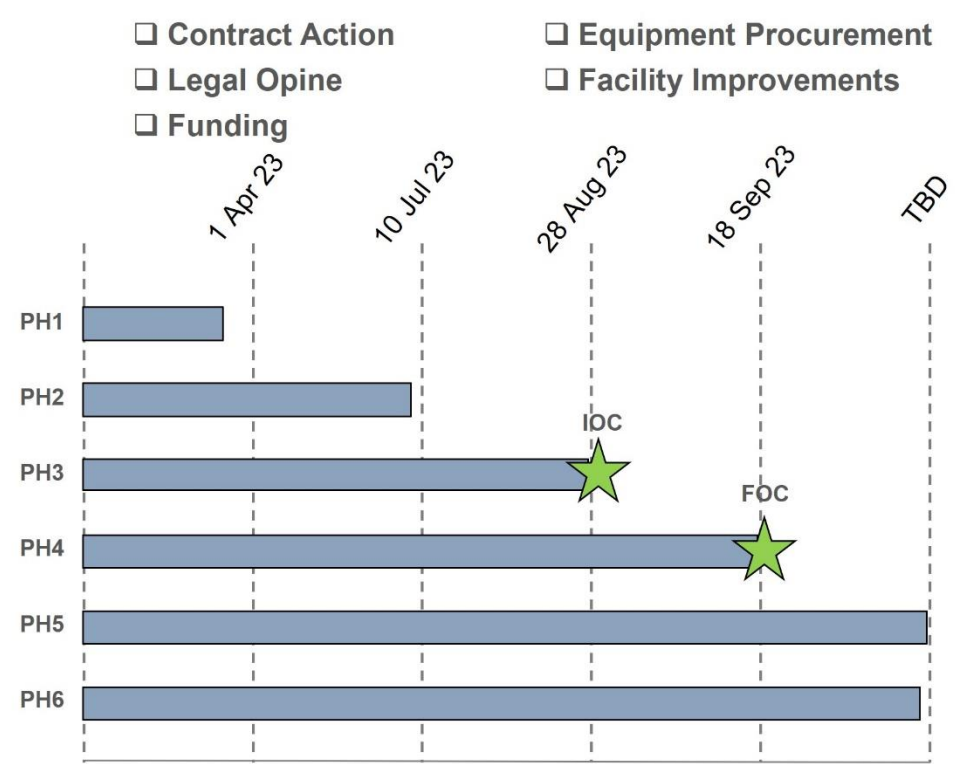


Cold Grab & Go



BYO Power Bowl Station

Six Phases from Initiation to Expansion



- **Phase I:** Transition DSA menu to healthier / fresher ingredients
- **Phase II:** Add made-to-order single Pizza to WR main line
- **Phase III:** Establish cold Grab & Go / Build-your-own Power Bowl
- **Phase IV:** Add hot items to Grab & Go and BYO Power Bowl
- **Phase V:** Delivery option/Remote payment: Need ATC to ID Lead
- **Phase VI:** Expand G&G & BYO Bowl to other WR (pending)

Victory Fresh Grand Opening - FJSC (15 Sep /Alt 22 Sep)



U.S. ARMY





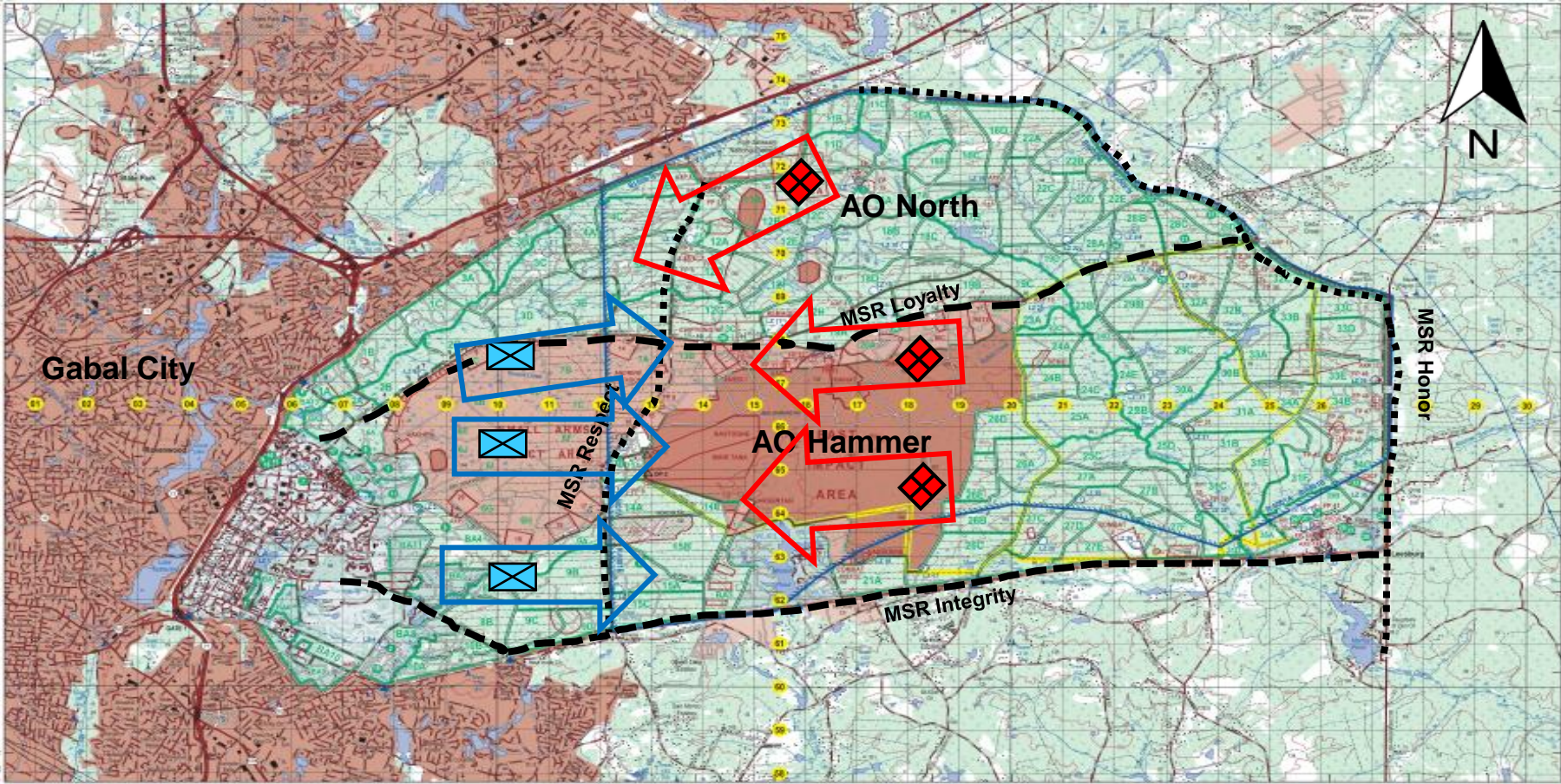
Backup



U.S. ARMY



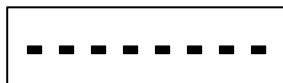
AREA OF OPERATIONS (AO) FORGE



ENEMY INFANTRY TEAM



FRIENDLY INFANTRY TEAM



BOUNDARIES / MSR: MAIN SUPPLY ROUTES



FRIENDLY
AXIS OF ADVANCE

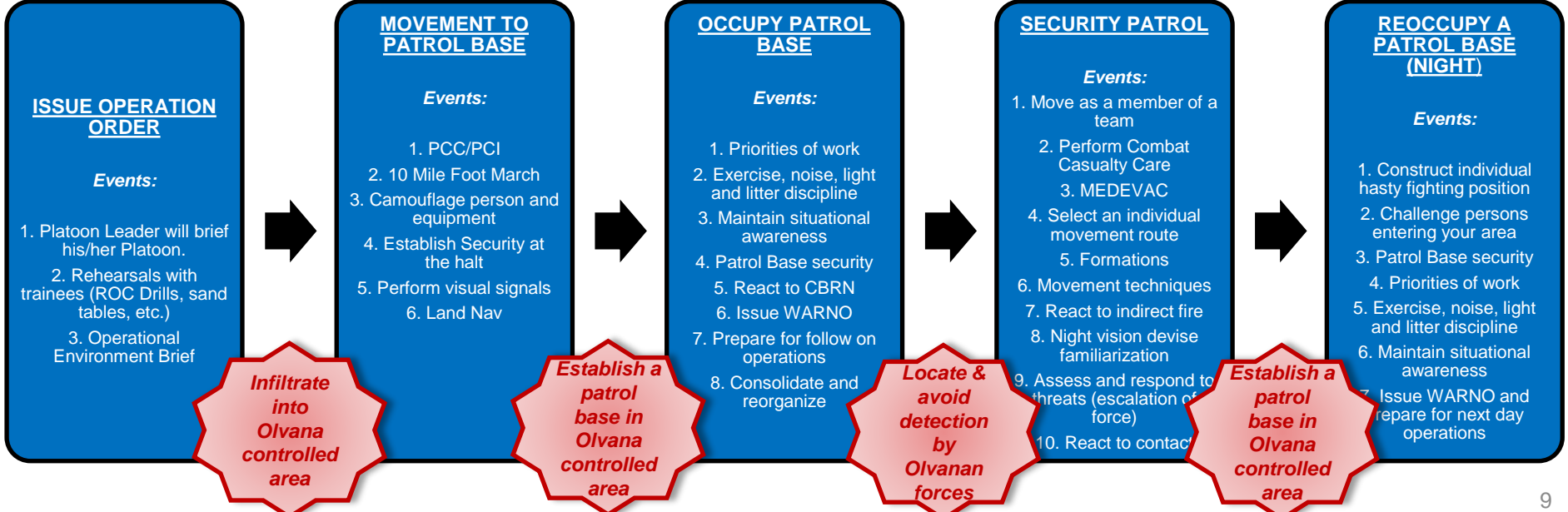
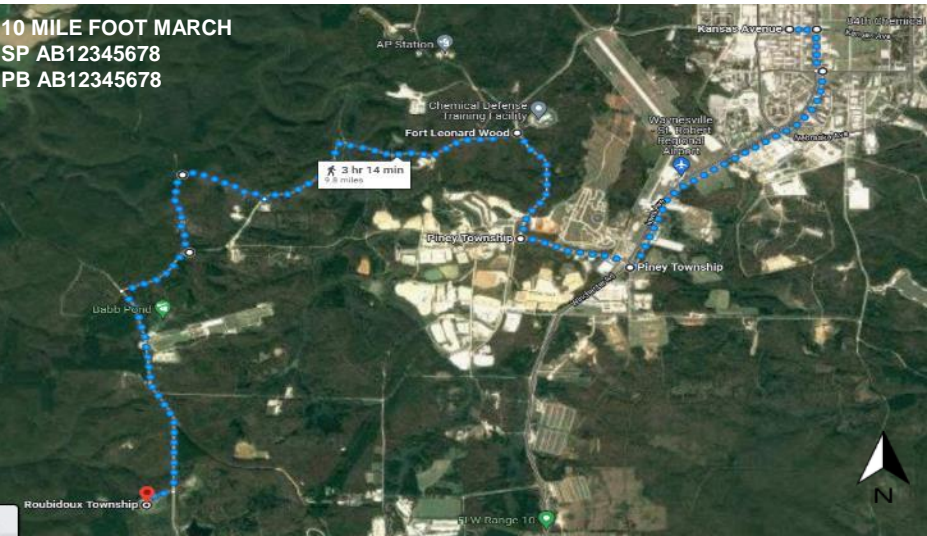


ENEMY
AXIS OF ADVANCE



U.S. ARMY

THE FORGE *DAY 1 - Continuous Operations*





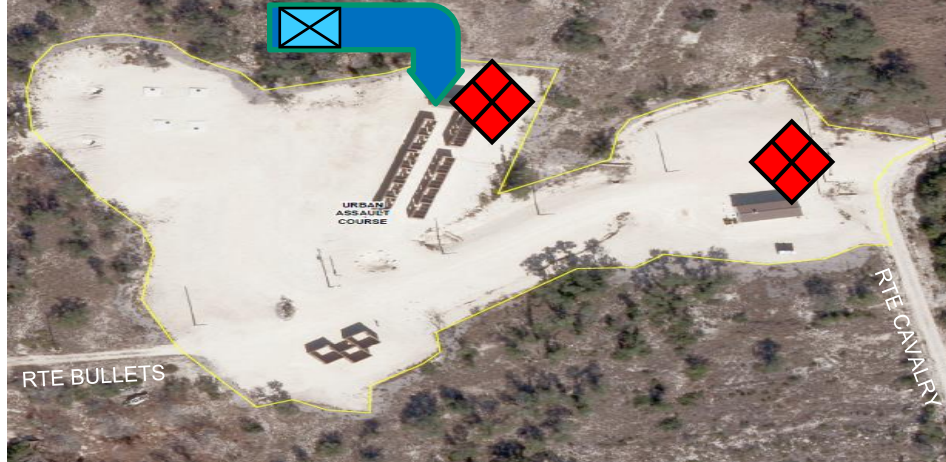
THE FORGE *DAY 2 - Continuous Operations*



RECON PATROL
SP AB12345678
OBJ VICTORY AB12345678



ATTACK MISSION
OBJ VICTORY AB12345678



ISSUE FRAGMENTARY ORDER

Events:

1. Platoon Leader will brief his/her Platoon.
2. Rehearsals with trainees (ROC Drills, sand tables, etc.)
3. Operational Environment Brief.

Locate & avoid detection by Olvanan forces

RECON PATROL

Events:

1. PCC/PCI
2. 5 Mile Foot March
3. Camouflage person and equipment
4. Move as a member of a team
5. Perform visual signals
6. React to ambush
7. Maintain situational awareness
8. React to IDF and CBRN
9. Perform Tactical Combat Casualty Care
10. Consolidate and reorganize

Olvanan forces in patrol base

COMBAT PATROL (RAID)

Events:

1. Conduct an attack (OBJ VICTORY)
2. Move as a member of a fire team.
3. Select temporary fighting positions.
4. Move under direct fire56. React to contact
6. Perform Tactical Combat Casualty Care78. MEDEVAC
7. Consolidate and reorganize

Olvanan forces Break contact

RESUPPLY

Events:

1. Select an individual movement route
2. 5 Mile Foot March
3. Perform counter IED
4. Establish security at the halt
5. Maintain situational awareness

Establish a patrol base in Olvana controlled area

REOCCUPY A PATROL BASE (NIGHT)

Events:

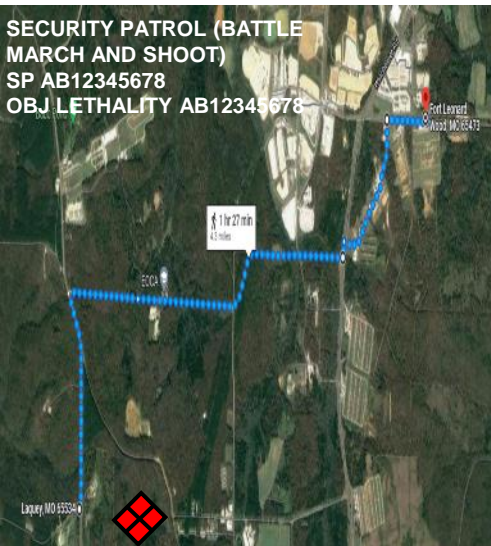
1. Construct individual hasty fighting position
2. Challenge persons entering your area
3. Patrol Base security
4. Priorities of work
5. Exercise, noise, light and litter discipline
6. Maintain situational awareness
- Issue WARNO and prepare for next day operations



THE FORGE DAY 3 - Continuous Operations



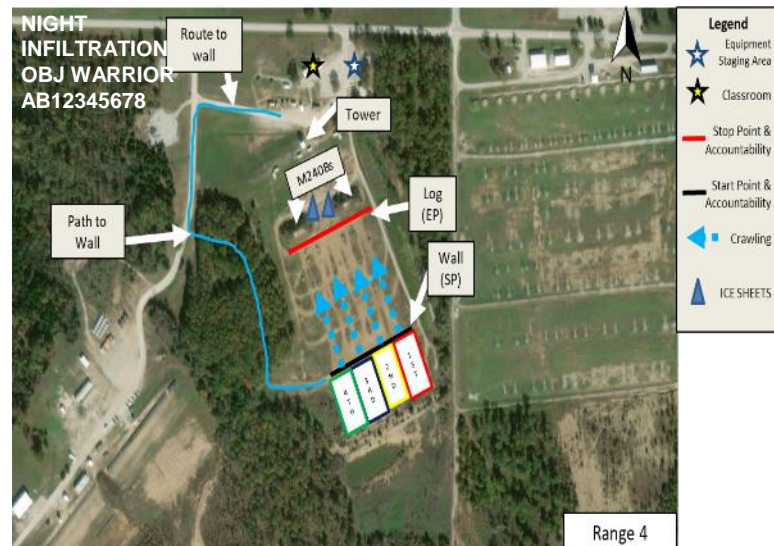
SECURITY PATROL (BATTLE MARCH AND SHOOT) SP AB12345678 OBJ LETHALITY AB12345678



OBJ LETHALITY (BATTLE MARCH AND SHOOT) AB12345678



NIGHT INFILTRATION OBJ WARRIOR AB12345678



ISSUE FRAGMENTARY ORDER

Events:

1. Platoon Leader will brief his/her Platoon.
2. Rehearsals with trainees (ROC Drills, sand tables, etc.)
3. Operational Environment Brief.
4. **MASS CASUALTY (MASCAL)** by indirect and direct Fire attack at the PB
5. Perform Combat Casualty Care and MEDEVAC
6. Movement to new Patrol Base

*Find
Olvanan
forces in
area*

SECURITY PATROL

Events:

1. PCC/PCI
2. 5 Mile Foot March
3. Move as a member of a team
4. Navigate from one point to another
5. Formations
6. Movement techniques
7. React to indirect fire
8. Assess and respond to threats (escalation of force)
9. Maintain situational awareness

*Make
contact &
destroy
Olvanan
forces*

MOVEMENT TO CONTACT

Events:

1. Employ and engage targets with individually assigned weapons system
2. Assess and respond to threats
3. React to contact
4. Perform Combat Casualty Care
5. MEDEVAC
6. Consolidate and reorganize

*Olvanan
forces in
hasty
defense*

NIGHT INFILTRATION (OBJ WARRIOR)

Events:

1. PCC/PCI
2. Perform individual movement techniques (move under direct fire)
3. Move over, through, or around obstacles
4. React to indirect fire
5. React to flares
6. Select temporary fighting positions
7. Consolidate and reorganize
4. Movement to patrol base


*Establish a
patrol base
in Olvana
controlled
area*

REOCCUPY A PATROL BASE (NIGHT)

Events:

1. Construct individual hasty fighting position
2. Challenge persons entering your area
3. Patrol Base security
4. Priorities of work
5. Exercise, noise, light and litter discipline
6. Maintain situational awareness
7. Issue WARNO and ENDEX
8. The Soldier Ceremony

“Road to Modernize Reception Operations” ISO Gateway to the Army

Timeline	Project	Impact on New Soldier Experience	Cross-Cutting
FY23	IT and Wi-Fi plan	<ol style="list-style-type: none">1. Reception process optimization and modernization2. Increase Leader to Lead 1:20 (TR350-6) RECBN3. Design appropriate manning composition and structure for the Gateway to the Army4. Trainee travel experience and support improvements	 <ul style="list-style-type: none">• First Impression codifies decisions to join and initiates Trust Building• Talent Management from Accessions to Training• Making a Connection begins with the Drill Sergeants• The foundation to Build Army Families upon
	Description of Work		
	Input Process Output Analysis		
	Develop Manning Model		
FY24	Complete new IT Integration	<ol style="list-style-type: none">1. Optimized onboarding with reduction of unacceptable backlog/hold-unders or long cycle times/customer wait times2. Change management for systems of record (AIE PILOT SEP24 / IPSS-A REL4 FY27)3. MIL/CIV structure to ensure flexibility of workforce and continuity of business processes - TRADOC Manpower study	
	Man Power Study		
	Grade Plate/Civilian Hierarchy Review		
	Position Description Standardization		
	TDA Standardization		
	USAMAA approval		

